
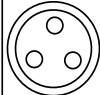
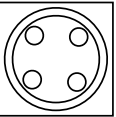
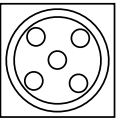
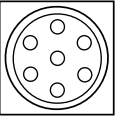
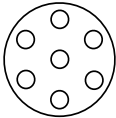
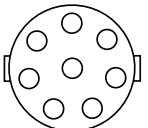
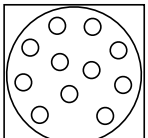
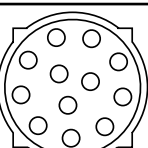
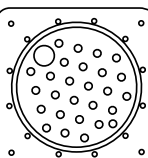



MODEL	ORIENTATION OF CARTRIDGES	PORTS (NPT) [CARTS./ DECK]	NUMBER OF 10" CARTRIDGES PER CHAMBER																																			
			1	2	3	4	5	6	7	8	9	10	11	12	14	15	16	20	21	22	24	28	32	33	36	44	48	52	55	60	78	104	130					
'L'		¾" or 1" [1]	•	•	•	•																																
'S'		1" or 1¼" [3]			•			•		•		•																										
'HD'		1½" [4]				•			•		•		•			•																						
'GH-HP'		1½" or 2" [4 or 5]			•	•			•		•		•		•	•	•																					
'GH-HP'		2" [7]						•					•				•		•																			
'WT'		2" [7]						•					•				•		•																			
'FRP'		2" or 3" [8]																	•		•																	
'GH-HP'		2" or 3" [11]									•								•		•		•		•		•											
'G' & 'GC'		1½" or 2" [12]											•						•		•		•		•		•											
'HF'		3" [26]																																•		•	•	•

See page 2 for maximum pressure and temperature chart.

MAXIMUM PRESSURE AND TEMPERATURE

MODEL	ORIENTATION OF CARTRIDGES	NUMBER OF COLUMNS	CPVC		PVC		PVDF		PP		FRP		
			MAX. PSI	MAX. °F	MAX. PSI	MAX. °F	MAX. PSI	MAX. °F	MAX. PSI	MAX. °F	MAX. PSI	MAX. °F	
'L'		1	160	200	100	140	130	240	100	160	—	—	
'S'		3	135	200	135	140	120	240	50	160	—	—	
'HD'		4	—	—	—	—	90	200	58	160	—	—	
'GH-HP'		4 or 5	140	200	140	140	135	240	—	—	—	—	
'GH-HP'		7	—	—	—	—	120	240	100	170	—	—	
'WT'		7	—	—	125	140	—	—	—	—	—	—	
'FRP'		8	—	—	—	—	—	—	—	—	125	200	
'GH-HP'		11	110	200	110	140	—	—	—	—	—	—	
'G' & 'GC'		12	'G'	80	200	80	140	—	—	—	—	—	—
			'GC'	80	200	80	140	—	—	—	—	—	—
'HF'		26	—	—	50	140	—	—	—	—	—	—	



SERFILCO[®], LTD.

2900 MacArthur Blvd. 847-509-2900
 Northbrook, IL 60062-2005 U.S.A. 800-323-5431
 e-mail: sales@serfilco.com FAX: 847-559-1995
 www.serfilco.com